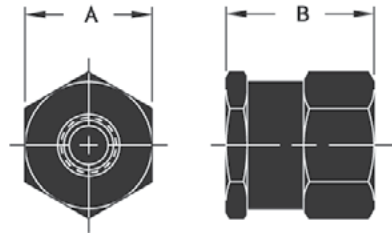




## Diagram

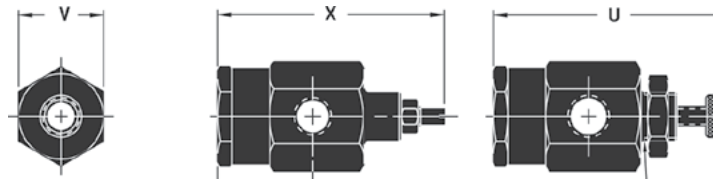
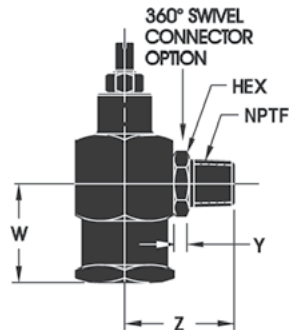


Model No.	Pipe Thread	A	B
CV - 1/8	1/8 - 27	3/4	15/16
CV - 1/4	1/4 - 18	1 1/8	1 15/16
CV - 3/8	3/8 - 18	1 1/8	1 15/16
CV - 1/2	1/2 - 14	1 5/8	1 9/16
CV - 3/4	3/4 - 14	1 7/8	2 5/16

# FLOW CONTROLS: RIGHT ANGLE RFC Series

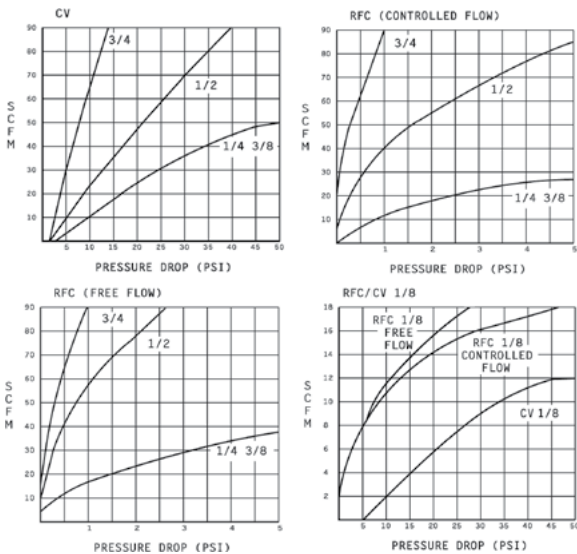


## Diagram



Model No.	Pipe Thread	T	U	V	W	X	Y	Z	HEX
RFC - 1/8	1/8 - 27	1/2 - 20	2 7/16	3/4	7/8	2 1/8	.13	.91	1/2
RFC - 1/4	1/4 - 18	5/8 - 18	3 3/16	1 1/4	1 1/4	3	.15	1.34	3/4
RFC - 3/8	3/8 - 18	5/8 - 18	3 3/16	1 1/4	1 1/4	3	.28	1.34	3/4
RFC - 1/2	1/2 - 14			1 5/8	1 5/8	3 1/4		1.84	7/8
RFC - 3/4	3/4 - 14			2	1 1/4	3 3/4			

## Flow Charts



## Ordering Information

Series	Code	NPFT	O-Rings	Code
O-Check	CV	1/8-3/8	Buna - N (Standard)	V
		1/2-3/4	Buna - N (Only)	

Series	Code	NPFT	Options	Code	O-Rings	Code
Right Angle Flow Control	RFC	1/8-3/8	Knob	K P PK S SK T	Buna - N (Standard) Viton	V
			Panel Mount			
		Knob & Panel Mount				
		1/2	Swivel	S	Buna - N (Only)	
		3/4				